

# TEG<sup>®</sup> 6s

## Hemostasis analyzer system

Providing fast, actionable results to help you  
reduce risks, complications and costs



**HAEMONETICS<sup>®</sup>**  
THE Blood Management Company<sup>®</sup>



# TEG<sup>®</sup>6s

## Hemostasis analyzer system

**CONFIDENT CARE STARTS WITH THE COMPLETE PICTURE**

The TEG 6s system provides clinicians with rapid, comprehensive, and accurate identification of a patient's hemostasis condition in a laboratory or point-of-care setting. Featuring an innovative, all-in-one cartridge, the TEG 6s system delivers quality test results without the complicated test preparation process associated with traditional testing.

This innovative technology can help you drive personalized, as well as clinically and economically sound, treatment and monitoring decisions for your patients... with confidence.

**For more than forty years, hospitals have been turning to Haemonetics to help reduce the risk, complications, and costs associated with blood product transfusions. Since acquiring the TEG technology in 2008, we have continually and increasingly invested in the clinical science and technology of hemostasis management.**

## The need for better patient hemostasis assessment

Many clinicians are forced to make critical blood therapy decisions based on the limited snapshots provided by traditional tests — tests that simply weren't designed to provide them with the relevant, comprehensive

results they need. Effective hemostasis management requires that physicians have the most complete information to make decisions on how to best maintain a patient's coagulation equilibrium.



Hemostasis is a natural, regulated process within the coagulation continuum.

## TEG<sup>®</sup> 6s... *Simply* an easy and accurate blood management solution

Today, more than 600 hospitals are successfully using our TEG technology to reduce their unnecessary use of blood products, preoperative wait times, average patient stay, and readmissions. The TEG 6s

is an easy-to-use, single-cartridge system that delivers a comprehensive picture of your patient's hemostasis in near real time, giving you the invaluable insight you need so you can deliver more targeted treatment.

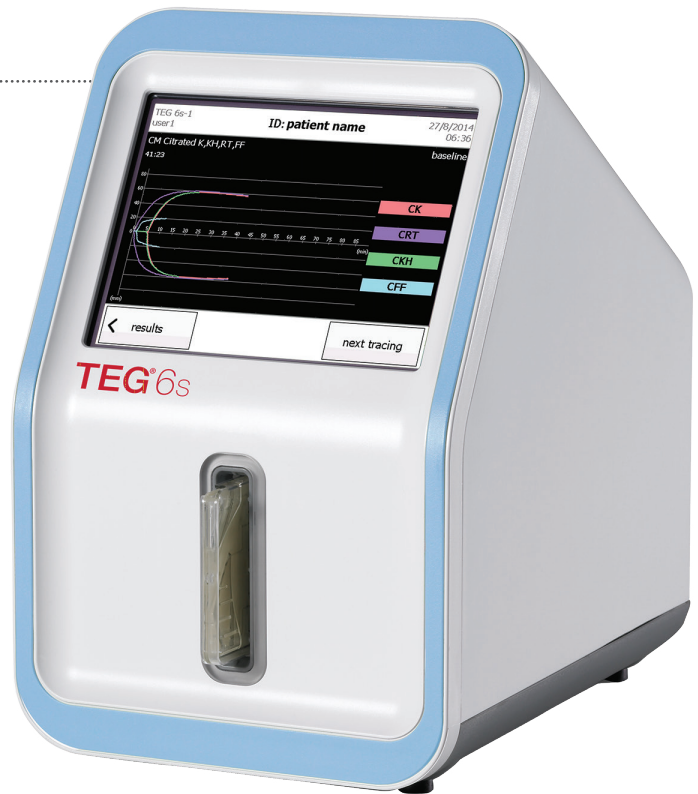
# Personalized care for your patients

By adding the TEG<sup>®</sup> 6s hemostasis analyzer system to your clinical practice and blood management program, you can help improve patient outcomes and realize cost savings through the reduction of unnecessary blood component transfusions. This comprehensive, easy-to-use solution includes the analyzer, all-in-one test cartridges, and the TEG Manager<sup>™</sup> software.



## TEG<sup>®</sup> 6s Analyzer

Use this simple, self-contained diagnostic cartridge system for comprehensive whole blood hemostasis testing



## TEG 6s Test Cartridges

Use the Global Hemostasis or PlateletMapping<sup>®</sup> innovative, all-in-one test cartridges for fast, actionable results

## TEG Manager<sup>™</sup> Software

Get the real-time data you need, right where you need it, with the ability to transfer to/from LIS/HIS systems



*When your goal is personalized, effective care for each patient, trust TEG to deliver the complete picture.*

# Features and benefits of the TEG<sup>®</sup> 6s system

## TEG 6s vs Other Viscoelastic Hemostasis Analyzers



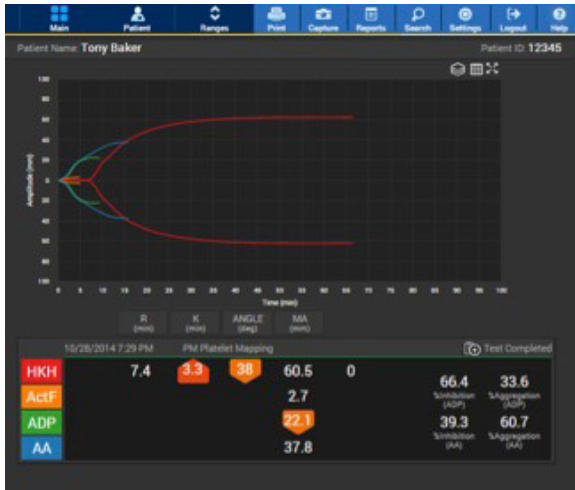
Feature	TEG 6s Hemostasis Analyzer System	Other Viscoelastic Hemostasis Analyzer
Device can be used in the lab or near the patient	■	
Simple, self-contained cartridge system	■	
Test preparation without complex pipetting and mixing	■	
Smaller blood volume per test	■	
Comprehensive hemostasis analysis including true platelet function	■	
Small footprint	■	
Provides more information than routine coagulation tests	■	■
Vibration resistant	■	■
Robust self-monitoring quality control	■	■
Results available within minutes	■	■

## TEG 6s tests available

Test	Description	Specimen Type
<b>Global Hemostasis Cartridge</b>	<b>Kaolin TEG</b> An intrinsic pathway activated assay. This thrombin generated tracing identifies underlying haemostatic characteristics and risk of bleeding or thrombosis.	Citrated whole blood
	<b>Kaolin TEG with Heparinase</b> Eliminates the effect of heparin in the test sample. Used in conjunction with standard Kaolin TEG, assesses the presence of systemic heparin or heparinoids.	
	<b>RapidTEG™</b> An intrinsic and extrinsic pathway activated assay speeds the coagulation process to more rapidly assess coagulation properties.	
	<b>TEG Functional Fibrinogen</b> An extrinsic pathway activated assay uses a potent GPIIb/IIIa platelet inhibitor to restrict platelet function to isolate fibrin contribution to clot strength. Used in conjunction with Kaolin TEG can assess relative contribution of platelets and fibrin to overall clot strength.	
<b>PlateletMapping® Cartridge</b>	<b>TEG PlateletMapping</b> Includes a thrombin generated tracing and platelet receptor specific tracing(s) (ADP/AA). Identifies the level of platelet inhibition and aggregation using the patient's underlying haemostatic potential from the Kaolin TEG as the control.	Heparinized whole blood

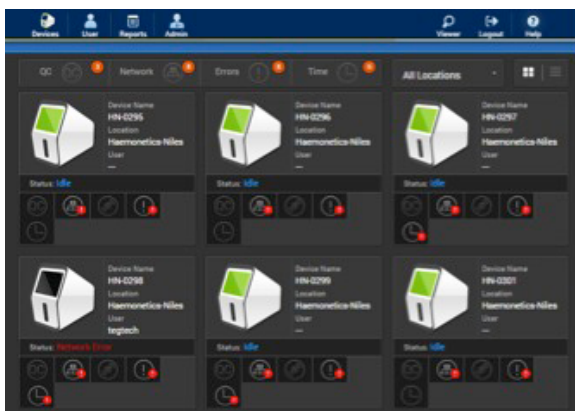


## TEG Manager™ Software



## TEG® Viewer

- Allows secure remote viewing of one or more TEG tracings and test values where and when needed
- Reports historical results and tracings from a centralized database



## Device Manager

- Displays a dashboard view of all your TEG instruments and their current status
- Allows you to manage user configurable components and users for one or more Haemonetics devices
- Provides device-specific reporting tool for non-clinical data
- Provides the ability to communicate patient and test data between devices and hospital systems

## ORDERING INFORMATION

Description	Item Code
TEG 6s Analyzer	07-690
PlateletMapping® Cartridge (box/10)	07-614
Citrated: K, KH, RT, FF (box/10)	07-601
QC Level 1 (box/10)	07-650
QC Level 2 (box/10)	07-651
Abnormal QC Vial Test Kit (box/12)	07-662
Printer, USB	118034-00
Printer Paper, USB (case/50)	118035-00
Bar Code Scanner	118332-00

## TECHNICAL INFORMATION

Base Unit	175 mm x 257 mm x 270 mm (6.9 in x 10.1 in x 10.6 in)
Weight	4.2 kg (9.4 lbs)
Voltage	100 V - 240 V AC
Operating Temperature	10° C to 32° C (50° F to 89.6° F)
Operating Pressure	0 to 2,000 m (0 to 6,560 ft) above sea level
Operating Humidity	20% to 80% RH (non-condensing)
Shipping/Storage Temperature	-20° C to +50° C (-4° F to 122° F)
Shipping/Storage Humidity	20% to 80% RH (non-condensing)
Power Supply Output Voltage	12 Volts DC
Output Power/Current Rating	5A, 60 W (max)
Supply Frequency	50/60 Hz




### ABOUT HAEMONETICS

Haemonetics is THE Blood Management Company. Our comprehensive portfolio of integrated devices, information management, and consulting services offers blood management solutions for each facet of the blood supply chain, helping improve clinical outcomes and reduce costs for blood and plasma collectors, hospitals, and patients around the world. We believe that through proper blood management, our products and services help prevent a transfusion to the patient who doesn't need one and provide the right blood product, at the right time, in the right dose to the patient who does.

### FOR MORE INFORMATION

Visit our website at [www.haemonetics.com](http://www.haemonetics.com), or contact your Haemonetics account manager.



This document is cleared for use outside the United States only.

For a list of worldwide office locations and contact information, visit [www.haemonetics.com/officelocations](http://www.haemonetics.com/officelocations)

© 2015 Haemonetics Corporation. Haemonetics, Haemonetics The Blood Management Company, TEG, RapidTEG and TEG Manager are trademarks or registered trademarks of Haemonetics Corporation in the USA, other countries, or both. PlateletMapping is a registered trademark of CoraMed Technologies LLC. 05.2015 USA. COL-COPY-000918-IE(AA)

Haemonetics S.A. ■ Signy Centre ■ Rue des Fléchères ■ P.O. Box 262 ■ 1274 Signy-Centre ■ Switzerland ■ [www.haemonetics.com](http://www.haemonetics.com)